

THE MXqs "ONE CLICK" HOLE SAW SYSTEM

Experience the future in arbor systems:
better, faster and more efficient than all other
existing arbors in the market.

**ONE
CLICK**

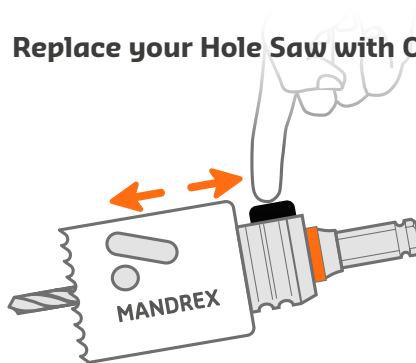


MXqs



1

Replace your Hole Saw with ONE CLICK



To remove the Hole Saw to use another diameter, just push the button and exchange the Hole Saw. Slide on another Hole Saw and you are ready to go.



2

Enlarge previously drilled holes




Simple! You can now use the smaller Hole Saw to center the drill. It is easy to drill a hole with the desired diameter. Extra adapter needed.



3

Eject the plug with ONE CLICK

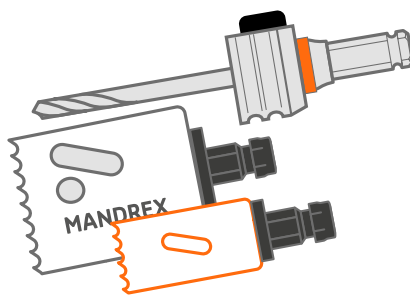


Just push the button, move the Hole Saw back and forth and you have released the core! Drill the next hole easily and quickly, without struggling or waiting.



4

1 Arbor for large and small Hole Saws



Only one arbor needed for all Hole Saw diameters. No further need to have 2 arbors for large and small diameters.


SMART TOOLS FOR EVERY JOB



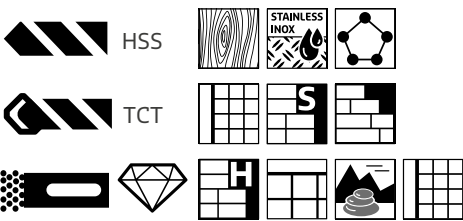
replace and mount every Hole Saw with ONE CLICK



For all drilling machines



For every material there is a suitable pilot drill



One arbor for large & small diameter Hole Saws

Ø14-210mm



Exchanging Hole Saws is a matter of pushing the button and sliding. With the MXqs arbors you only require one arbor for large and small Hole Saws. With our unique ONE CLICK arbor system it only takes seconds. Making use of the unique Mandrex MXqs arbor system brings you all its unique features with one simple CLICK.

Just push the button and start saving time, money and frustration!



The patented MandreX MXqs "ONE Click" system is licensed to Mandrex Hole Saw System in the Netherlands for distribution worldwide